

Transportation Committee Meeting Minutes
Wednesday, June 24th, 2020 at 4:00pm
Google Hangout Meeting

MEMBERS PRESENT:

Wanda Smith, Committee Chairperson
Gary Norris
Jeff Burkhart
Vondell Richmond

EMPLOYEES PRESENT:

Paul Nelson, Director
Lori Wallis, Finance Director
Scott Graves, Business Analyst
Veronica Williams, Administrative Support Specialist

CALL TO ORDER:

June 24th, 2020 at 4:00p.m... Transportation committee meeting was called to order by Chairperson Wanda Smith. The members in attendance are Gary Norris, Jeff Burkhart and Vondell Richmond. The member not present is Richard Garrett. Chairperson Wanda Smith entertained a motion for approval of the May 27th, 2020 minutes all were in favor and the minutes were approved.

RIDERSHIP REPORT:

Paul Nelson went over the Ridership for May 2020 was 42,156, the daily average is 1,606. Chairperson Wanda Smith asked, " Was There a big drop in the senior citizens riding the buses?" Paul Nelson answered, "Yes, we have had a big drop due to the COVID-19.

FINANCIAL REPORT:

Lori Wallis went over the Financial Report for the month of May 2020. The directly generated funds are \$24,001.25. The operating expenses are \$499,074.29 and we are under budget \$92,537.71 due to fuel prices being so low.

COMMITTEE ACTION:

Paul Nelson went over the Public Transportation Agency Safety Plan (PTASP). The plan is to make sure the transit employees are safe and also making sure that CTS keeps up with hazard tracking sheets. Paul

Nelson also said this has to be updated annually. This had to be voted on and signed by the Chairperson and sent to TDOT, Public Transportation Agency Safety Plan (PTASP)

NEW BUSINESS:

Paul Nelson also went over the Tech Proposal it has been awarded to ETA Transit. This is the new Transportation software for paratransit and the bus mapping.

Paul Nelson said the 5310-2019 contract came back from TDOT. We are ready to place our order for vans. It will take a little while due to the covid-19. But Scott Graves has already started the process for the 5310-2020 van. Scott Graves submitted the application for 9 more vans.

CTS will not have service on July 4th. We will resume regular service on July 6th.

CTS has replaced 3 shelters. 1 at Wallace Blvd. off Ft. Campbell, 1 on Ft. Campbell Blvd. and one on Ted Crozier on the outbound right across from the inbound shelter.

ADJOURNMENT:

Chairperson Wanda Smith entertained a motion to adjourn. Gary Norris motioned to adjourn with Jeff Burkhardt seconding. Chairperson Wanda Smith adjourned the meeting.

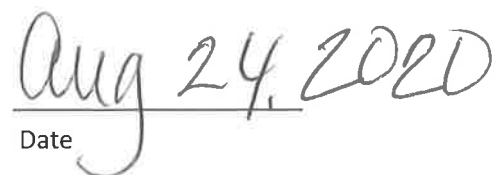
Adoption of minutes July 22nd, 2020

PUBLIC COMMENT:

None



Chairperson



Date

Clarksville Transit System June 2020 Ridership Report

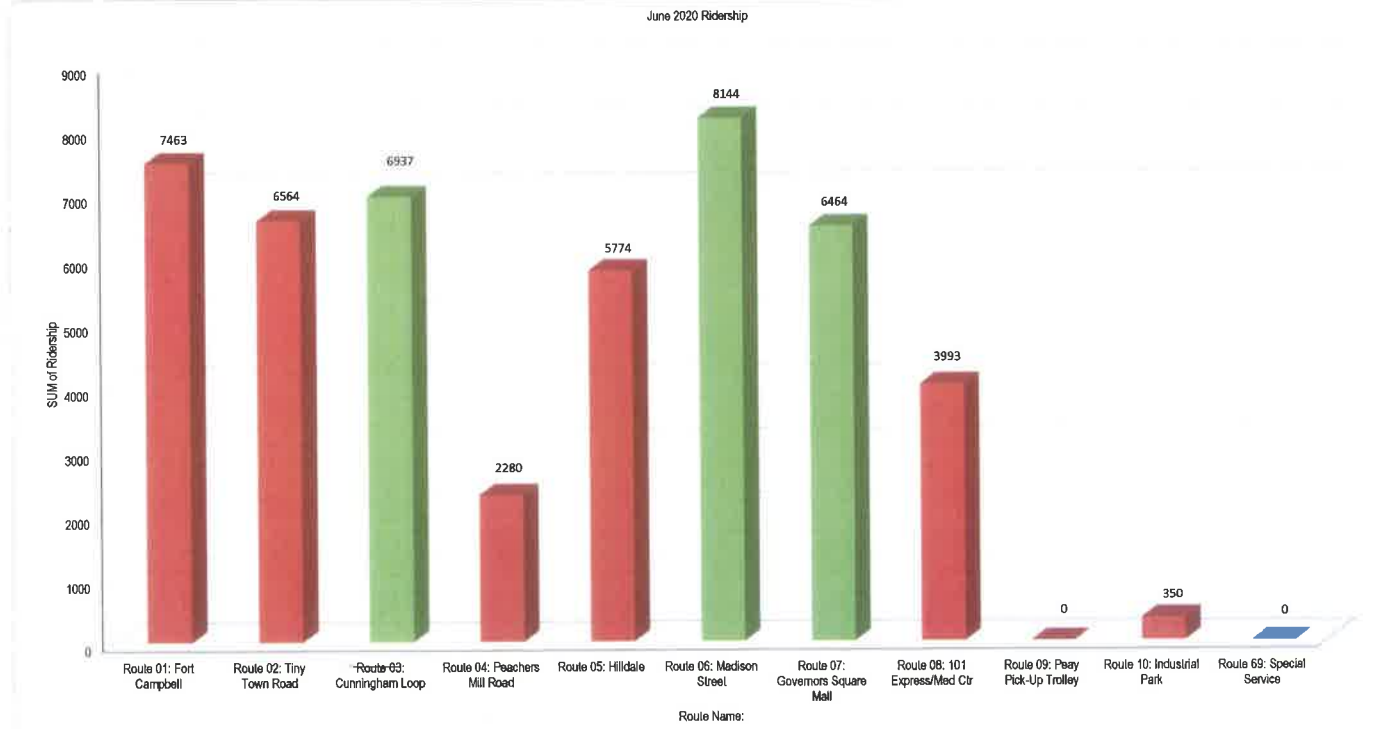
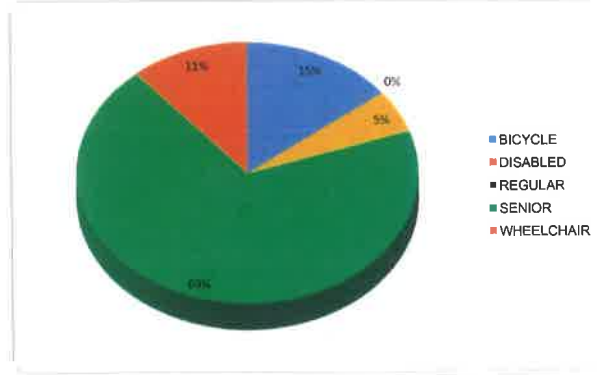
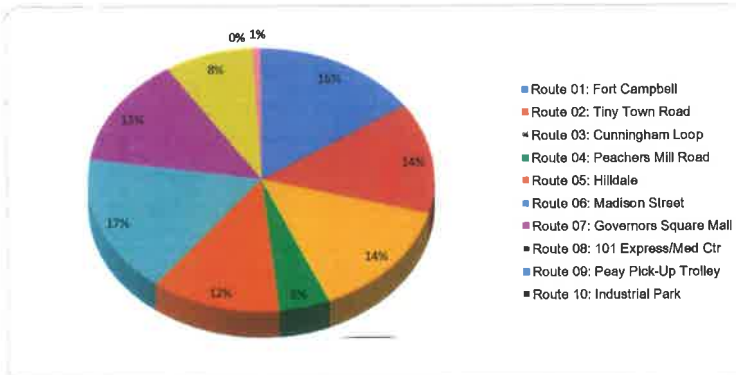
DATE	DAY	FIXED ROUTE	DEMAND RESPONSE	SPECIAL SERVICE	SYSTEM
01-Jun-20	Mon	1,936	69	0	2,005
02-Jun-20	Tue	1,744	77	0	1,821
03-Jun-20	Wed	2,057	108	0	2,165
04-Jun-20	Thu	1,769	79	0	1,848
05-Jun-20	Fri	1,931	111	0	2,042
06-Jun-20	Sat	1,481	42	0	1,523
08-Jun-20	Mon	1,863	90	0	1,953
09-Jun-20	Tue	1,653	76	0	1,729
10-Jun-20	Wed	1,918	100	0	2,018
11-Jun-20	Thu	1,953	104	0	2,057
12-Jun-20	Fri	1,941	97	0	2,038
13-Jun-20	Sat	1,546	88	0	1,614
15-Jun-20	Mon	1,945	97	0	2,042
16-Jun-20	Tue	1,914	89	0	2,003
17-Jun-20	Wed	1,953	95	0	2,048
18-Jun-20	Thu	1,911	92	0	2,003
19-Jun-20	Fri	2,000	113	0	2,113
20-Jun-20	Sat	1,505	48	0	1,553
22-Jun-20	Mon	1,867	84	0	1,951
23-Jun-20	Tue	2,012	84	0	2,096
24-Jun-20	Wed	2,105	85	0	2,190
25-Jun-20	Thu	2,056	92	0	2,148
26-Jun-20	Fri	1,951	105	0	2,056
27-Jun-20	Sat	1,352	58	0	1,410
29-Jun-20	Mon	2,044	93	0	2,137
30-Jun-20	Tue	1,562	73	0	1,635
Totale		47,969	2,229	0	50,198

Category	June 2020
Fixed Route	June 2020
Daily Average	1,845
M-F Average	1,913
Saturday Average	1,471
Total Weekday (M-F)	42,085
Total Weekend (Sat)	5,884
Fixed Route Total	47,969
Special Service	0
Senior Citizens	2,928
Disabled	0
Wheelchairs	475
Bicycles	617
Children Under Age of 4	1,039
Operating Days	26

Category	June 2020
Demand Response (DR)	June 2020
DR Average (M-F)	92
DR Average (Sat)	54
DR Total (M-F)	2,013
DR Total (Sat)	216
DR Total	2,229

DATE	DAY	FIXED ROUTE	PEAY PICKUP	TOTAL
01-Jun-20	Mon	3	0	3
02-Jun-20	Tue	5	0	5
03-Jun-20	Wed	6	0	6
04-Jun-20	Thu	6	0	6
05-Jun-20	Fri	5	0	5
06-Jun-20	Sat	7	0	7
08-Jun-20	Mon	7	0	7
09-Jun-20	Tue	3	0	3
10-Jun-20	Wed	5	0	5
11-Jun-20	Thu	2	0	2
12-Jun-20	Fri	7	0	7
13-Jun-20	Sat	8	0	8
15-Jun-20	Mon	7	0	7
16-Jun-20	Tue	6	0	6
17-Jun-20	Wed	4	0	4
18-Jun-20	Thu	5	0	5
19-Jun-20	Fri	3	0	3
20-Jun-20	Sat	7	0	7
22-Jun-20	Mon	10	0	10
23-Jun-20	Tue	4	0	4
24-Jun-20	Wed	2	0	2
25-Jun-20	Thu	4	0	4
26-Jun-20	Fri	6	0	6
27-Jun-20	Sat	5	0	5
29-Jun-20	Mon	4	0	4
30-Jun-20	Tue	9	0	9
Total		149	0	149

FY 2020 Ridership: 623,297



All Routes Services
 Hourly Service
 Special Services