



TRANSIT, STREET & GARAGE AGENDA

DATE: May 25th, 2022

LOCATION: Street Department Conference Room

TIME: 3:00pm

1. CALL TO ORDER
2. ATTENDANCE
 - a) Introduction of Members
3. ADOPTION OF MINUTES - April 2022
4. DEPARTMENT REPORTS
 - a) Transit Report
Ridership Report for April 2022
Financial Report for April 2022
 - b) Street Report
New Hires/ Open Positions
Mosquito Contract
Little Bobcat Connection
Transportation 2020 Update
Paving Contract-Bidding
Sidewalk Contract-Bidding
48/13 Sidewalk Contract-Bidding
 - c) Garage Report
5. COMMITTEE ACTION
 - a) 138-21-22 Ordinance-Greenwood Avenue Sidewalk Project
6. CITY COUNCIL ACTION
 - a) Ordinance PUBLIC COMMENTS

7. NEW BUSINESS

a) Transit

CTS 35th Anniversary

8. PUBLIC COMMENTS (3 individuals 5 minutes each unless waived by Chair)

9. ADJOURNMENT

Transportation Committee Meeting Minutes
Wednesday, May 25th at 3:00pm
Street Department Conference Room

Members Present:

Wanda Smith, Chairperson
Trisha Butler, Councilman
Joe Shakeenab, Councilman

Members Absent:

Vondell Richmond, Councilman
Amber, Marquis, Councilman

Transit

Arthur Bing, Interim Director
Lori Wallis, Financial Director
Scott Graves, Grants Analyst
Veronica Williams, Administrative Support Specialist

Street

Chris Cowan, Engineer Manager
Orville Sykes, Operation Manager
Bethany Daniel, Staff Analyst

Garage

Bill Lee, Director
Stacey Burney, Administrative Support Technician

CALL TO ORDER:

April 27th, 2022 at 3:02p.m... Transportation, Street & Garage Committee (TSG) meeting was called to order by Chairperson Wanda Smith. The members in attendance were Tisha Butler and Joe Shakeenab. Members not in attendance were Amber Marquis and Vondell Richmond.

Chairperson Wanda Smith entertained a motion for approval for the September 29th, 2021 Transportation, Street and Garage minutes, all were in favor and the minutes were approved.

TRANSPORTATION

Departmental Report:

RIDERSHIP REPORT:

Scott Graves went over the Ridership report for March 2022. CTS had 40,001 riders for the month of March. We had 3,429 Paratransit and 11 for special service. The total for the month is 43,441 and for the year is 345,924. This year is 25,000 more than last year. Chairperson Wanda Smith asked, "What do you think caused the increase?" Scott Graves answered, "The weather and people getting out."

FINANCIAL REPORT:

Lori Wallis went over the Financial Report for the month of March 2022. CTS was over budget \$118,223.00 and expensive under budget \$495,882.00 total year to date \$614,106.00 and the bulk of that is wages and fuel.

TRANSIT UPDATES:

None

COMMITTEE ACTION REQUIRED:

No action required

STREET DEPARTMENT

Departmental Report:

DEPARTMENTAL REPORT- Orville Sykes

Spring Debris pick ups were at 240 tickets. We closed 67 drainage and asphalt work orders and 91 traffic control work orders. We are continuing spring flower planting and irrigation. We're hauling dirt to complete the Little Bob Cat connection.

TRANSPORTATION 2020 UPDATE - Chris Cowan

Bid opening this week for intersection improvement projects at Tiny Town/Allen Rd and Dunlop/Ted Crozier. We have a sidewalk improvement project bid opening for South Jordan Rd and North Senseney. The mosquito contracts are up for bid also.

Committee Action Required:

Ordinance 107-2021-22 - Spring Creek Parkway Eminent Domain

Passed 2-1

GARAGE DEPARTMENT

Department Report: Bill Lee

Garage department report for March 2022. The total number of work orders was 447. Total work order hours was 807.40. Total parts cost was \$50,889.07. Total tire cost was \$16,237.17. At last delivery on 3-28-22 unleaded fuel cost was \$3.559 per gallon. It increased from \$2.859 on 2-25-22. At last delivery on 3-24-22 diesel fuel cost was \$4.239 per gallon. It increased from \$2.903 on 2-18-22. Gas prices are starting to come down but diesel is not.


Committee Action Required:

No action required

Adjournment:



Chairperson



Date

Clarksville Transit System April 2022 Ridership Report

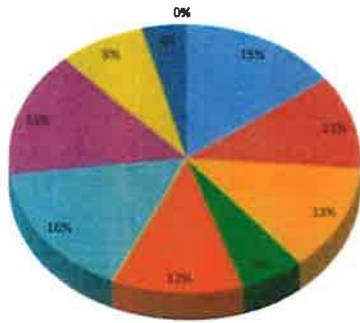
DATE	DAY	FIXED ROUTE	DEMAND RESPONSE	SPECIAL SERVICE	SYSTEM
01-Apr-22	Fri	1,876	159	0	2,035
02-Apr-22	Sat	1,102	60	0	1,162
04-Apr-22	Mon	1,646	131	0	1,777
05-Apr-22	Tue	1,324	141	0	1,465
06-Apr-22	Wed	1,414	148	0	1,562
07-Apr-22	Thu	1,753	143	0	1,896
08-Apr-22	Fri	1,424	140	0	1,564
09-Apr-22	Sat	1,075	63	0	1,138
11-Apr-22	Mon	1,431	129	0	1,560
12-Apr-22	Tue	1,369	110	0	1,479
13-Apr-22	Wed	1,472	137	0	1,609
14-Apr-22	Thu	1,727	119	0	1,846
15-Apr-22	Fri	1,365	121	0	1,486
16-Apr-22	Sat	1,076	59	0	1,135
18-Apr-22	Mon	1,483	110	0	1,593
19-Apr-22	Tue	1,516	110	0	1,626
20-Apr-22	Wed	1,585	149	0	1,734
21-Apr-22	Thu	1,514	122	0	1,636
22-Apr-22	Fri	1,701	151	0	1,852
23-Apr-22	Sat	1,113	65	0	1,178
25-Apr-22	Mon	1,529	123	0	1,652
26-Apr-22	Tue	1,697	115	0	1,812
27-Apr-22	Wed	1,574	136	0	1,710
28-Apr-22	Thu	1,588	110	0	1,678
29-Apr-22	Fri	1,593	154	0	1,747
30-Apr-22	Sat	1,203	60	0	1,263
Totals		38,130	3,065	0	41,195

Fixed Route	April 2022
Daily Average	1,467
M-F Average	1,551
Saturday Average	1,114
Total Weekday (M-F)	32,561
Total Weekend (Sat)	5,569
Fixed Route Total	38,130
Special Service	0
Senior Citizens	6,636
Disabled	2,843
Wheelchairs	196
Bicycles	516
Children Under Age of 4	405
Operating Days	26

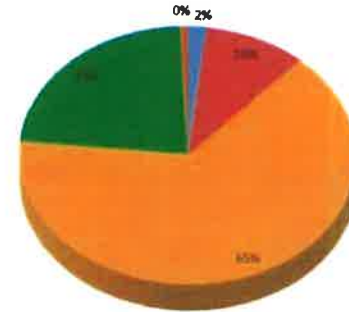
Demand Response (DR)	April 2022
DR Average (M-F)	131
DR Average (Sat)	61
DR Total (M-F)	2,758
DR Total (Sat)	307
DR Total	3,065

FY 2022 Ridership	387,097
-------------------	---------

DATE	DAY	FIXED ROUTE	DEMAND RESPONSE	TOTAL
01-Apr-22	Fri	109	85	194
02-Apr-22	Sat	43	0	43
04-Apr-22	Mon	87	90	177
06-Apr-22	Tue	77	118	195
08-Apr-22	Wed	78	109	187
07-Apr-22	Thu	96	77	173
09-Apr-22	Fri	80	82	162
09-Apr-22	Sat	50	0	50
11-Apr-22	Mon	70	77	147
12-Apr-22	Tue	61	75	136
13-Apr-22	Wed	69	80	149
14-Apr-22	Thu	108	65	173
16-Apr-22	Fri	76	0	76
16-Apr-22	Sat	56	0	56
18-Apr-22	Mon	92	58	150
19-Apr-22	Tue	80	58	138
20-Apr-22	Wed	106	84	190
21-Apr-22	Thu	103	63	166
22-Apr-22	Fri	85	61	146
23-Apr-22	Sat	43	0	43
26-Apr-22	Mon	97	75	172
28-Apr-22	Tue	70	90	160
27-Apr-22	Wed	75	113	188
28-Apr-22	Thu	81	61	142
29-Apr-22	Fri	73	3	76
30-Apr-22	Sat	48	0	48

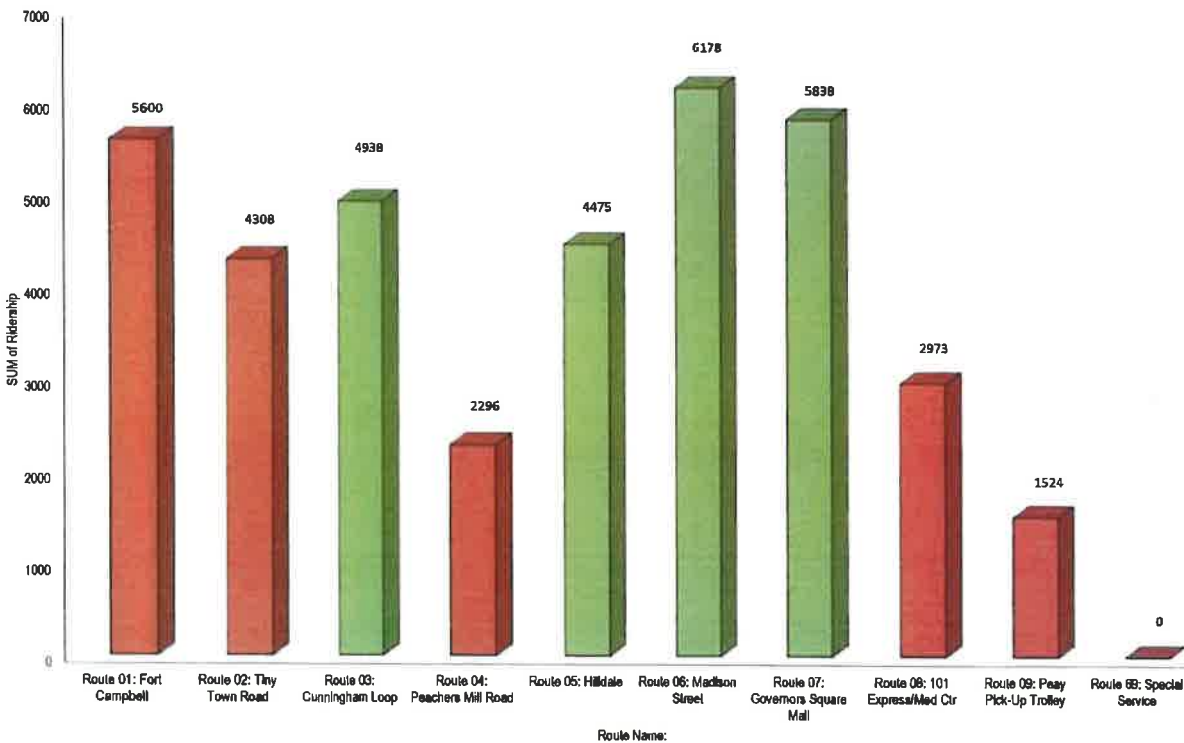


- Route 01: Fort Campbell
- Route 02: Tiny Town Road
- Route 03: Cunningham Loop
- Route 04: Peachers Mill Road
- Route 05: Hilldale
- Route 06: Madison Street
- Route 07: Governors Square Mall
- Route 08: 101 Express/Med Ctr
- Route 09: Peay Pick-Up Trolley
- Route 69: Special Service



- BICYCLE
- DISABLED
- REGULAR
- SENIOR
- WHEELCHAIR

April 2022 Ridership



Hourly Service Special Service

CLARKSVILLE TRANSIT SYSTEM
 CITY OF CLARKSVILLE TENNESSEE
 SUMMARY FINANCIAL STATEMENT
 APRIL 2022

	MONTHLY ACTUALS	MONTHLY BUDGET	MONTHLY VARIANCE	Y-T-D ACTUALS	Y-T-D BUDGET	Y-T-D VARIANCE
PASSENGER FARES	33,795.37	29,650.89	4,144.48	321,418.48	296,519.58	24,898.90
SPECIAL TRANSIT FARES	17,977.67	16,736.16	1,241.51	185,446.16	167,367.63	18,078.53
ADVERTISING SERVICES	13,033.33	9,166.30	3,867.03	133,400.02	91,666.30	41,733.72
INTEREST REVENUE	4.62	8.33	(3.71)	45.62	83.30	(37.68)
NON-TRANSPORTATION FUNDS	87.19	624.98	(537.79)	48,511.84	6,250.01	42,261.83
TOTAL DIRECTLY GENERATED FUNDS	64,898.18	56,186.66	8,711.52	688,822.12	561,886.82	126,935.30
FEDERAL ASSISTANCE	505,602.00	394,307.06	111,294.94	4,064,269.00	3,943,212.56	121,056.44
STATE ASSISTANCE	66,218.00	84,736.94	(18,518.94)	648,757.00	847,399.91	(198,642.91)
LOCAL ASSISTANCE	21,603.42	123,601.22	(101,997.80)	695,951.21	1,236,056.72	(540,105.51)
TOTAL FED/STATE/LOCAL ASSISTANCE	593,423.42	602,645.22	(9,221.80)	5,408,977.21	6,026,669.19	(617,691.98)
TOTAL ALL REVENUES	658,321.60	658,831.88	(510.28)	6,097,799.33	6,588,556.01	(490,756.68)
WAGES & FRINGES SERVICES	509,570.42	513,125.59	3,555.17	4,882,536.35	5,153,982.52	271,446.17
FUEL AND LUBRICANTS	28,149.71	23,976.47	(4,173.24)	198,733.60	239,773.28	41,039.68
TIRES AND TUBES	75,228.94	75,080.33	(148.61)	576,490.65	750,830.33	174,339.68
OTHER MATERIALS AND SUPPLIES	2,220.64	2,166.58	(54.06)	22,697.16	21,666.58	(1,030.58)
UTILITIES	22,821.02	18,309.27	(4,511.75)	196,886.81	183,099.24	(13,787.57)
CASUALTY AND LIABILITY	6,129.37	8,540.50	2,411.13	64,018.26	85,408.03	21,389.77
MISCELLANEOUS EXPENSE	12,009.67	11,595.79	(413.88)	120,096.66	115,962.07	(4,134.59)
TOTAL OPERATING EXPENSES	2,191.83	4,159.01	1,967.18	36,339.84	41,591.57	5,251.73
TOTAL OPERATING EXPENSES	658,321.60	656,953.54	(1,368.06)	6,097,799.33	6,592,313.62	494,514.29

T/S/G Committee Meeting

City Garage Monthly Report

May 2022

City Wide Vehicle Expense Totals:

Requisitions turned into Finance Department:

Total number of Work Orders: 335

Total number of Work Order hours: 845.85

Total Parts Cost: \$ 68,467.33

Total Tire Cost: \$ 16,226.98

Total Aims Unit Cost: \$

Total Labor Cost Billed to Gas & Water: \$ 431.20

Outside Work: \$ 710.60

City Wide Gas and Diesel Totals Price from **Fuel Master Onsite:**
Unleaded: \$ 118,061.03
Diesel: \$ 36,498.83
Total: \$ 154,559.86

City Wide Gas and Diesel Total Gallons from **Fuel Master Onsite:**
Unleaded: 34,121.71
Diesel: 8,610.25
Total: 42,731.96

Citywide Gas and Diesel Total Price from **Wex Offsite:**
Unleaded: \$ 33,109.53
Diesel: \$ 25,747.22
Totals: \$ 58,856.75

Citywide Gas and Diesel Total Gallons from **Wex Offsite:**
Unleaded: 8,615.19
Diesel: 5,225.54
Total: 13,840.73

Fuel Purchases Onsite: **Deliveries:** Unleaded 33,506 total gallons
Diesel 8006 total gallons

Fuel Cost Unleaded: \$3.42 per gallon (last delivery on 4/27/2022) DECREASE FROM \$3.559 MARCH 28TH

Fuel Cost Diesel: \$3.97 per gallon (last delivery on 4/22/2022) DECREASE FROM \$4.239 MARCH 24TH

Garage Vehicle Repair Totals: \$148.46

Garage Fuel Use Totals: 113.10 Gallons fuel, total cost \$409.99

Bill Lee
Fleet Manager

ORDINANCE 138-2021-22

AN ORDINANCE OF THE CITY OF CLARKSVILLE AUTHORIZING THE MAYOR, OR HIS DESIGNEE TO CONDUCT NEGOTIATIONS AND TO ENTER AN AGREEMENT FOR PURCHASE AND ACQUISITION OF EASEMENTS AND/OR PROPERTY RIGHTS FOR A PUBLIC PURPOSE FOR THE GREENWOOD AVENUE SIDEWALK PROJECT.

WHEREAS, the Clarksville City Council finds that improvements to certain streets and intersections within the City are a vital component to the proper function of the transportation system and enhanced quality of life for city residents; and

WHEREAS, the Clarksville City Council finds it to be in the public interest to acquire easements and/or rights of way for the purpose of constructing sidewalk improvements along Greenwood Avenue;

NOW, THEREFORE, BE IT ORDAINED BY THE CITY COUNCIL OF THE CITY OF CLARKSVILLE, TENNESSEE:

That the Mayor, or his designee, may negotiate and enter into an agreement for the purchase and acquisition of any necessary property rights from affected property owners for the Greenwood Avenue Sidewalk Project, and said negotiations and/or acquisitions shall be performed in compliance with Tennessee Department of Transportation policies.

FIRST READING:

SECOND READING:

EFFECTIVE DATE:

ORDINANCE